

SOFTWARE UPDATE Instructions – for MAG 250/254/256 Media box.

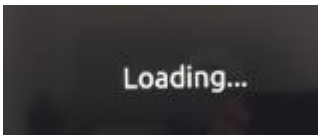
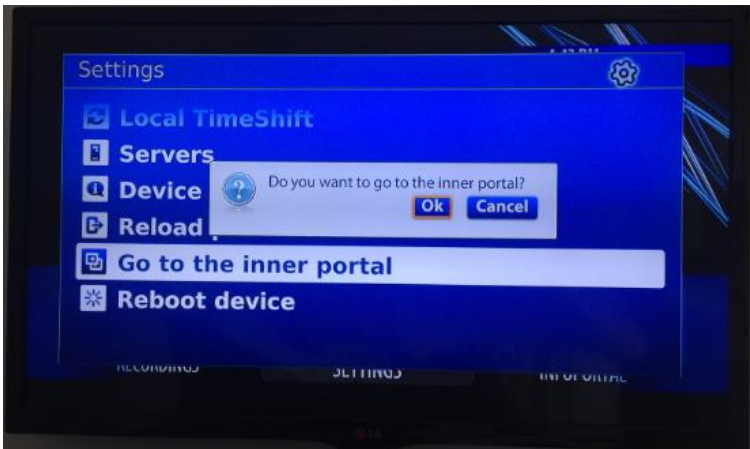
Please follow the sample screens below,

By using the UP | DOWN | LEFT | RIGHT arrow buttons and pressing the OK button on your remote control.

The vast majority of clients are on version R14. – So you will need to do this procedure twice. The first one will upgrade you to version R17 and then to Version R19.

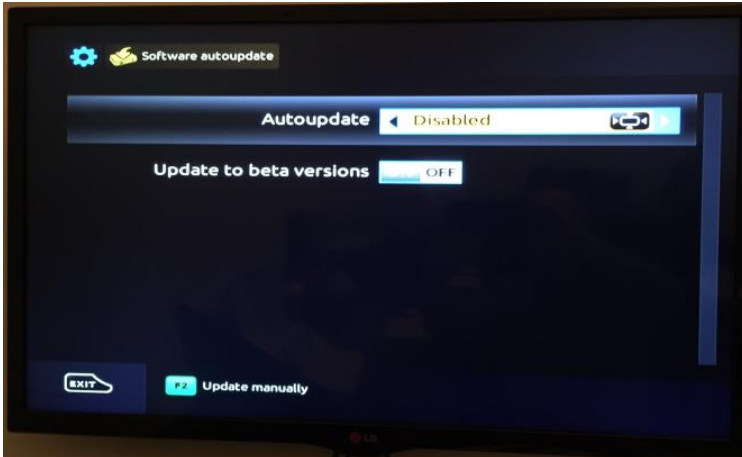
Any problems, give us a call in the office or send an e-mail to support@mariposanet.es



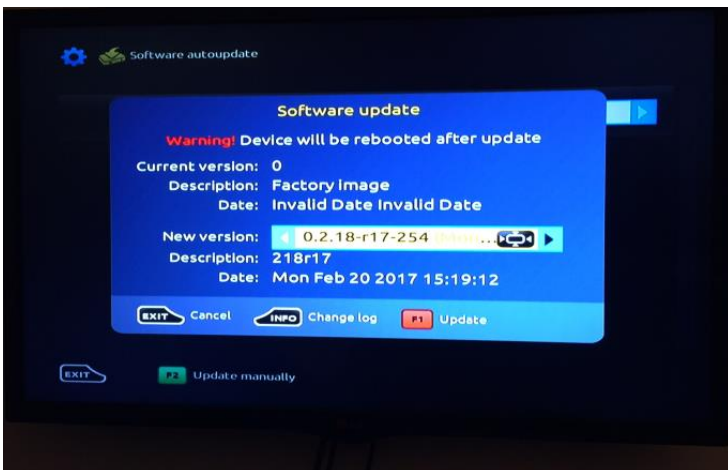




PRESS the **GREEN F2** Button



PRESS the **RED F1** Button





Where this screen shot shows FACTORY IMAGE – most will see 0.2.18-r14-254.

You will need to do this twice – once to get to version R17 and then again to get to R19.